



District Report Card: 2017


State: Arunachal Pradesh	District: Kurung Kumey
Class: 8	Subject: Mathematics
Schools: 23	Students: 350


Participation/Coverage


Students

 GENDER	Boys		Girls	
	Number	%	Number	%
	168	48.00	182	52.00

 AREA	Rural		Urban	
	Number	%	Number	%
	321	91.71	29	8.29

 CATEGORY	SC		ST		OBC		GEN	
	Number	%	Number	%	Number	%	Number	%
	17	4.86	333	95.14	0	0.00	0	0.00

 CWSN	LD	VI	HI	S&LD	ID	Oth
	0	0	0	0	0	0

 Management	Government		Government-aided	
	Number	%	Number	%
	321	91.71	29	8.29

Average Performance of Students in Mathematics (%)

Overall	Gender		Area		Management		Social Group			
	Male	Female	Rural	Urban	Govt.	Aided	SC	ST	OBC	GEN
38.65	35.95	41.14	38.88	36.09	38.88	36.09	36.86	38.74	0.00	0.00

Performance on Learning Outcomes (LOs)

Learning Outcomes	Description	Average Performance(%)
M601	Solves problems involving large numbers by applying appropriate operations	39.13
M606	Solves problems on daily life situations involving addition and subtraction of fractions / decimals	35.65
M620	Finds out the perimeter and area of rectangular objects in the surroundings like floor of the class room, surfaces of a chalk box etc.	29.68
M621	Arranges given/collected information in the form of table, pictograph and bar graph and interprets them	16.52
M702	Interprets the division and multiplication of fractions	31.14
M705	Solves problems related to daily life situations involving rational numbers	42.57
M706	Uses exponential form of numbers to simplify problems involving multiplication and division of large numbers	46.38
M707	Adds/subtracts algebraic expressions	46.00
M710	Solves problems related to conversion of percentage to fraction and decimal and vice versa	22.98
M717	Finds out approximate area of closed shapes by using unit square grid/graph sheet	21.74
M719	Finds various representative values for simple data from her/his daily life contexts like mean, median and mode	60.86
M721	Interprets data using bar graph	45.11
M801	Generalizes properties of addition, subtraction, multiplication and division of rational numbers through patterns	40.00
M802	Finds rational numbers between two given rational numbers	26.38
M803	Proves divisibility rules of 2, 3, 4, 5, 6, 9 and 11	25.22
M804	Finds squares, cubes, square roots and cube roots of numbers using different methods	40.43
M808	Uses various algebraic identities in solving problems of daily life	25.11
M812	Verifies properties of parallelogram and establishes the relationship between them through reasoning	38.92
M818	Finds surface area and volume of cuboidal and cylindrical object	31.49
M819	Draws and interprets bar charts and pie charts	56.00

Range of Performance of Students who Answered Correctly							
Below 30%		30% - 50%		50% - 75%		Above 75%	
Number	%	Number	%	Number	%	Number	%
113	32.29	144	41.14	87	24.86	6	1.71

Lowest Performing Learning Outcomes (LOs)

- 1 - Arranges given/collected information in the form of table, pictograph and bar graph and interprets them (16.52)
- 2 - Finds out approximate area of closed shapes by using unit square grid/graph sheet (21.74)
- 3 - Solves problems related to conversion of percentage to fraction and decimal and vice versa (22.98)

4 - Uses various algebraic identities in solving problems of daily life (25.11)

5 - Proves divisibility rules of 2, 3, 4, 5, 6, 9 and 11 (25.22)